

NOTES

1. CONFORMS TO MIL-DTL-83513/03

A. CONTACT PATTERN A THROUGH H

B. WIRE: ETFE COATED PER SAE-AS22759/33-26

COLOR CODED AS FOLLOWS, REPEATED EVERY 10 CONTACTS

- 1 - BLACK 6 - GREEN
- 2 - BROWN 7 - BLUE
- 3 - RED 8 - VIOLET
- 4 - ORANGE 9 - GREY
- 5 - YELLOW 10 - WHITE

C. SHELL: NICKEL PLATED ALUMINUM SHELL

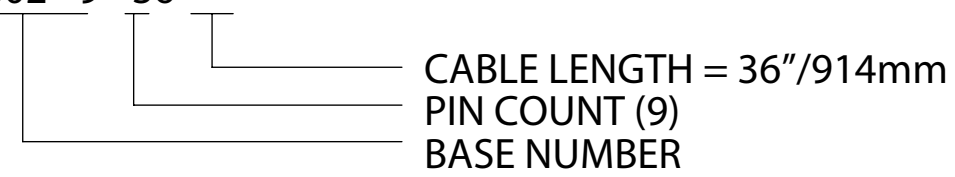
D. MOUNTING HARDWARE: MIL-DTL-83513/05-02, CONFIGURATION A

(CONTACT PATTERNS A-G) OR MIL-DTL-83513/05-12 CONFIGURATION C (CONTACT PATTERN H)

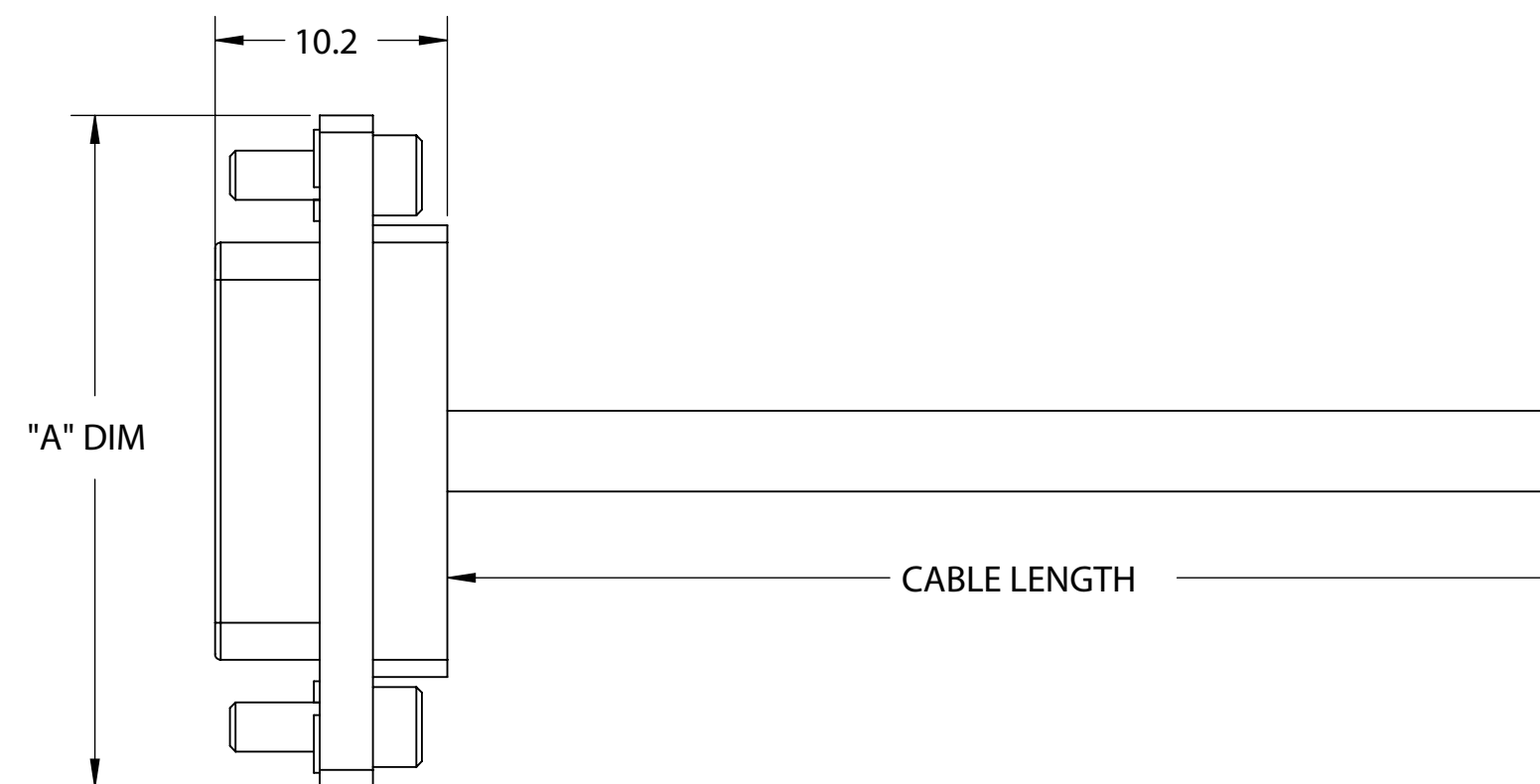
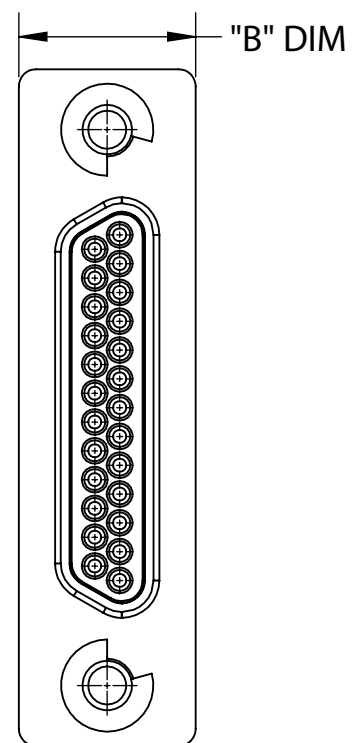
2. ORDERING INSTRUCTIONS

SPECIFY BASE NUMBER FOLLOWED BY DASH NUMBER INDICATING PIN COUNT

EXAMPLE 9602 - 9 - 36



| PART# | "A" DIM | "B" DIM |
|-------------|---------|---------|
| 9602-009-36 | 20.2 | 7.6 |
| 9602-015-36 | 24.0 | 7.6 |
| 9602-021-36 | 27.8 | 7.6 |
| 9602-025-36 | 30.3 | 7.6 |
| 9602-031-36 | 34.2 | 7.6 |
| 9602-037-36 | 38.0 | 7.6 |
| 9602-051-36 | 36.7 | 7.6 |
| 9602-100-36 | 52.2 | 9.8 |



| | | | |
|-----------------------------|--|---------------------------------------------------------------------------|---------------|
| UNLESS OTHERWISE SPECIFIED: | | APPROVED | |
| DIMENSIONS ARE IN MM | | NAME | DATE |
| TOLERANCES: | | DRAWN | WJ 11/19/2013 |
| ANGULAR: MACH ± 1/2 ° | | CHECKED | JB 11/19/2013 |
| ONE PLACE DECIMAL ± 0.75 | | ENG APPR. | WJ 11/19/2013 |
| TWO PLACE DECIMAL ± 0.3 | | TITLE: | |
| MATERIAL | | CONNECTOR, MICRO-D NON-HERMETIC PLUG with CABLE | |
| FINISH | | THIRD ANGLE: | |
| AIRSIDE CONNECTOR | | | |
| PLATING | | APPLICATION | |
| | | NEXT ASSY | USED ON |
| | | SURFACE FINISH: 63/ OR BETTER | |
| | | UNLESS OTHERWISE SPECIFIED: | |
| | | ALL DIAMETERS CONCENTRIC WITHIN .005. REMOVE ALL BURRS AND SHARP EDGES | |
| | | DWG. NO. | REV |
| | | H-9602 | |

